

## "Stained Glass" Kite

by [ProfessorThinkzles](#) on September 8, 2013

### Table of Contents

"Stained Glass" Kite .....	1
Intro: "Stained Glass" Kite .....	2
Step 1: Gather Materials .....	2
Step 2: Make Frame .....	3
Step 3: Cut and Glue on Tissue Paper Squares .....	4
Step 4: Glue on Kite Tail .....	5
Step 5: Hang Up Kite! .....	6
Related Instructables .....	6
Advertisements .....	6

## Intro: "Stained Glass" Kite

An easy decoration made out of tissue paper, construction paper, and string. This is a great craft for kids and adults alike. If you add a lightweight string to this kite, it actually will work!!!



## Step 1: Gather Materials

While doing this project, you will need:



- Tissue Paper
- Construction Paper
- Glue Stick
- Yarn



## Step 2: Make Frame

First, take out your construction paper and scissors. Cut out three long, 1" strips of construction paper. Cut one of the strips in half, and trim the other two so they are shorter and the same size. Lay them out in a kite shape and glue the edges together.

Now, cut two long thin strips of construction paper. Trim them so one fits across the kite, and one fits vertically. Glue them in place.








### Step 3: Cut and Glue on Tissue Paper Squares

Now, take your tissue paper and scissors and cut out many small squares of tissue paper. Then, using glue, layer them on to the kite so there are no gaps.


Glue on more construction paper strips to cover up where the tissue paper overlaps the construction paper.





#### Step 4: Glue on Kite Tail

Now, take your yarn and cut off about 1 foot or so. Glue on the yarn to the bottom of the kite. Then, cut out 3 tissue paper, "bow-tie" shapes. Tie them on to the yarn.







### Step 5: Hang Up Kite!

Now, put a couple pieces of clear tape on the kite and hang it on a window or wall. You have finished!

Optional: If you make the frame sturdier and glue on string, you can actually use your kite!



### Related Instructables



**DIY Paper Kites**  
by Li Sashay



**Easy Paper Kite**  
by ProfessorThinkzles



**Bell Tetrahedral Kite**  
by emilyfis



**Some Kiting Basics**  
by Kiteman



**Easy Stained Glass Christmas Holiday Lights**  
by lambsb



**Easy Paper Kite for Kids**  
by ReadsInTrees