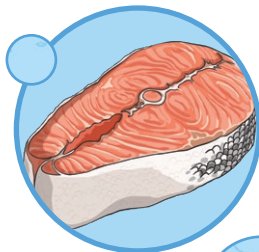

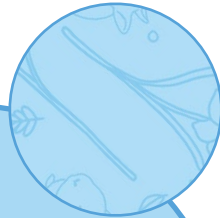


Year 6 Term 2A

# Spellings

Name: \_\_\_\_\_



# Adding suffixes beginning with vowel letters to word sending in -fer

## Week 1

Tick the columns as you follow the instructions from left to right. Make sure you spell the words in the 'write' column. If you spell the word incorrectly, write it again in the 'correction' column.

	Look	Say	Cover	Write	Check	Correction
referring						
referred						
referral						
reference						
referee						



# Adding suffixes beginning with vowel letters to word sending in -fer

## Week 1

Tick the columns as you follow the instructions from left to right. Make sure you spell the words in the 'write' column. If you spell the word incorrectly, write it again in the 'correction' column.

	Look	Say	Cover	Write	Check	Correction
<b>preferring</b>						
<b>preferred</b>						
<b>preference</b>						
<b>transferring</b>						
<b>transference</b>						

# Other Ways to Help You Learn Your Spellings

## ● **Bubble Letters**

Write your spelling words using bubble lettering and then colour them in.

s p e l l

## ● **Speed Write**

How many times can you write each of your spelling words in 30 seconds?

## ● **Word Scramble**

Ask a friend or grown-up to scramble all of the letters in each of your spellings. Can you work out each anagram?

## ● **Spelling Story**

Can you write a passage of text that contains all ten of your spelling words? It's not as easy as you think!

# Words with a long /e/ sound spelt 'ie' or 'ei' after c (and exceptions)

## Week 2

Tick the columns as you follow the instructions from left to right. Make sure you spell the words in the 'write' column. If you spell the word incorrectly, write it again in the 'correction' column.

	Look	Say	Cover	Write	Check	Correction
siege						
niece						
grief						
chief						
fiend						

Now that you know your spellings, can you match them with the correct picture?



---

---

---


# Words with a long /e/ sound spelt 'ie' or 'ei' after c (and exceptions)

## Week 2

Tick the columns as you follow the instructions from left to right. Make sure you spell the words in the 'write' column. If you spell the word incorrectly, write it again in the 'correction' column.


	Look	Say	Cover	Write	Check	Correction
<b>shriek</b>						
<b>believe</b>						
<b>achieve</b>						
<b>convenience</b>						
<b>mischievous</b>						

Now that you know your spellings, can you match them with the correct picture?



\_\_\_\_\_

\_\_\_\_\_



\_\_\_\_\_

\_\_\_\_\_

# Other Ways to Help You Learn Your Spellings

## ● Bubble Letters

Write your spelling words using bubble lettering and then colour them in.

s p e l l

## ● Speed Write

How many times can you write each of your spelling words in 30 seconds?

## ● Word Scramble

Ask a friend or grown-up to scramble all of the letters in each of your spellings. Can you work out each anagram?

## ● Spelling Story

Can you write a passage of text that contains all ten of your spelling words? It's not as easy as you think!

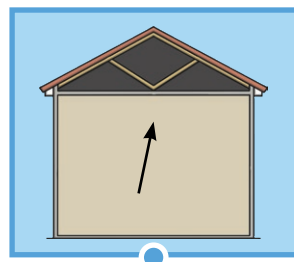
# Words with the long /e/ sound spelt 'ie' or 'ei' after c (and exceptions)

## Week 3

Tick the columns as you follow the instructions from left to right. Make sure you spell the words in the 'write' column. If you spell the word incorrectly, write it again in the 'correction' column.

	Look	Say	Cover	Write	Check	Correction
deceive						
conceive						
receive						
perceive						
ceiling						

Now that you know your spellings, can you match them with the correct picture?







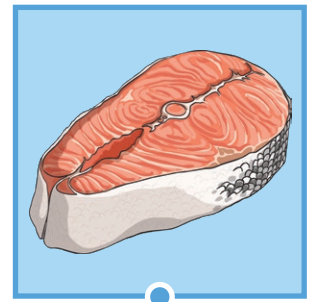

# Words with the long /e/ sound spelt 'ie' or 'ei' after c (and exceptions)

## Week 3

Tick the columns as you follow the instructions from left to right. Make sure you spell the words in the 'write' column. If you spell the word incorrectly, write it again in the 'correction' column.

	Look	Say	Cover	Write	Check	Correction
receipt						
protein						
caffeine						
seize						
neither						

Now that you know your spellings, can you match them with the correct picture?



# Other Ways to Help You Learn Your Spellings

## ● Bubble Letters

Write your spelling words using bubble lettering and then colour them in.

s p e l l

## ● Speed Write

How many times can you write each of your spelling words in 30 seconds?

## ● Word Scramble

Ask a friend or grown-up to scramble all of the letters in each of your spellings.  
Can you work out each anagram?

## ● Spelling Story

Can you write a passage of text that contains all ten of your spelling words?  
It's not as easy as you think!

# Word families based on common words, showing how words are related in form and meaning

## Week 4

Tick the columns as you follow the instructions from left to right. Make sure you spell the words in the 'write' column. If you spell the word incorrectly, write it again in the 'correction' column.

	Look	Say	Cover	Write	Check	Correction
<b>commit</b>						
<b>committee</b>						
<b>transmit</b>						
<b>submit</b>						
<b>commitment</b>						
<b>emit</b>						
<b>permit</b>						
<b>intermittent</b>						
<b>omit</b>						
<b>unremitting</b>						

# Other Ways to Help You Learn Your Spellings

## ● **Bubble Letters**

Write your spelling words using bubble lettering and then colour them in.

s p e l l

## ● **Speed Write**

How many times can you write each of your spelling words in 30 seconds?

## ● **Word Scramble**

Ask a friend or grown-up to scramble all of the letters in each of your spellings. Can you work out each anagram?

## ● **Spelling Story**

Can you write a passage of text that contains all ten of your spelling words? It's not as easy as you think!

# Word families based on common words, showing how words are related in form and meaning

## Week 5

Tick the columns as you follow the instructions from left to right. Make sure you spell the words in the 'write' column. If you spell the word incorrectly, write it again in the 'correction' column.

	Look	Say	Cover	Write	Check	Correction
<b>interrupt</b>						
<b>interfere</b>						
<b>intercept</b>						
<b>interject</b>						
<b>intertwine</b>						
<b>interim</b>						
<b>internal</b>						
<b>intersperse</b>						
<b>interloper</b>						
<b>interest</b>						

# Other Ways to Help You Learn Your Spellings

## • Bubble Letters

Write your spelling words using bubble lettering and then colour them in.

s p e l l

## • Speed Write

How many times can you write each of your spelling words in 30 seconds?

## • Word Scramble

Ask a friend or grown-up to scramble all of the letters in each of your spellings. Can you work out each anagram?

## • Spelling Story

Can you write a passage of text that contains all ten of your spelling words? It's not as easy as you think!

## Statutory Spelling Challenge Words

### Week 6

Tick the columns as you follow the instructions from left to right. Make sure you spell the words in the 'write' column. If you spell the word incorrectly, write it again in the 'correction' column.

	Look	Say	Cover	Write	Check	Correction
<b>attached</b>						
<b>available</b>						
<b>average</b>						
<b>competition</b>						
<b>conscience</b>						
<b>controversy</b>						
<b>correspond</b>						
<b>embarrass</b>						
<b>especially</b>						
<b>exaggerate</b>						

# Other Ways to Help You Learn Your Spellings

## ● Bubble Letters

Write your spelling words using bubble lettering and then colour them in.

s p e l l

## ● Speed Write

How many times can you write each of your spelling words in 30 seconds?

## ● Word Scramble

Ask a friend or grown-up to scramble all of the letters in each of your spellings. Can you work out each anagram?

## ● Spelling Story

Can you write a passage of text that contains all ten of your spelling words? It's not as easy as you think!