

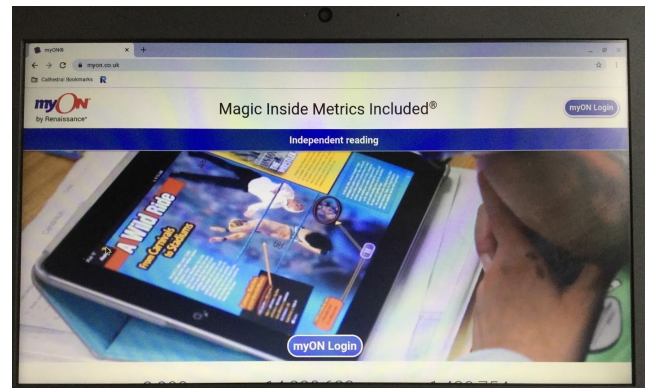
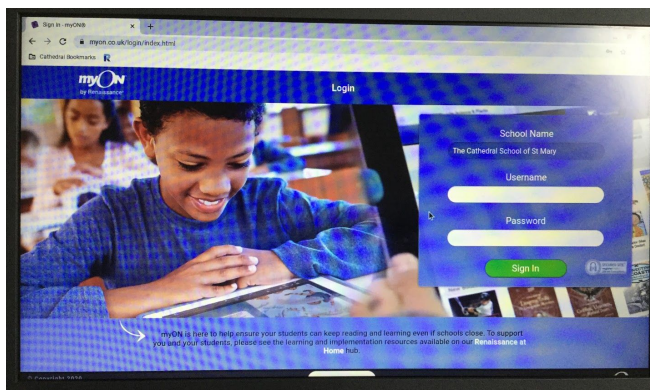
March 2020

Instructions for logging into MyOn, the online library.



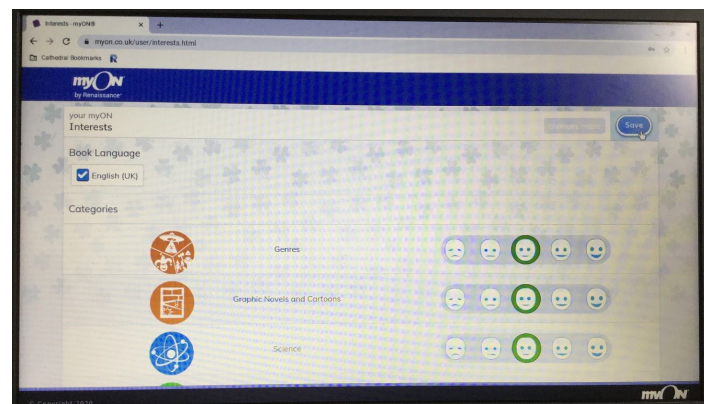

Your child has access to an online library that can be found at www.myon.co.uk When you type this in, ensure that it's the .co.uk version, as they won't be able to access the .com website.

The first page should look a bit like this and you'll want to click on the myON login which will take you to a page that looks like this.



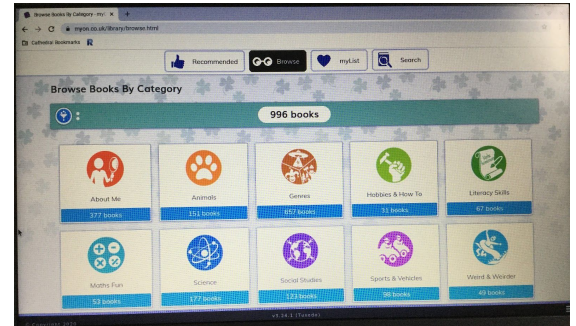
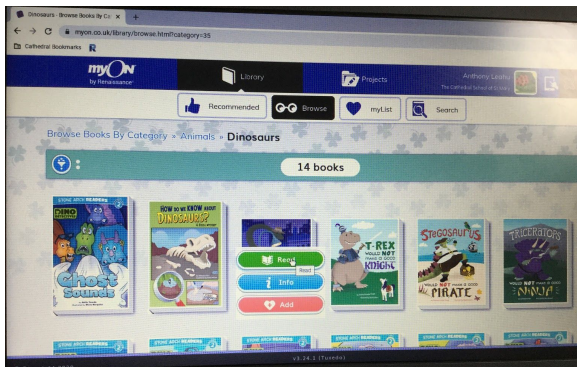
You'll need to put the school name in, using the drop down menu. As soon as you start typing in Cathedral it should come up. Then you'll need to type in their username and password. I will share these with you through class dojo.

If you're first screen then looks like this, press save in the top right hand corner. You should then get a page that look like this.



Click the button for 'Library', this will give you options. I would recommend the browse option.

This will give you options for different topics.
The children can choose whichever option they want.



When they have chosen a book, click on it to read. They have the option of the book being read to them and following the words as they go along. You have the option to change the speed of the reading so they can follow the story better.



On the menu on the right hand side, there is a settings button. This will allow you to change the audio speed, among other things.

ENJOY READING!!